



RICHARDSON

GOLF 2025

THE BEST FIT IN GOLF.

Richardson is proud to bring our 55-year legacy as the go-to for premium headwear to the world of golf. We've built our reputation on an unwavering commitment to quality, a focus on innovation, and a dedication to world-class service.

It's a Richardson



256 RETRO ROPE
BIRCH/BLACK
Woven Patch | GF928

CONTENTS

HEADWEAR	2
PERFORMANCE	3
MESH BACK	8
CASUAL	12
VISORS	14
BRIMMED	15
BEANIES	16
DECORATION OPTIONS	18
DESIGN CONCEPTS	19

INDEX

112 <input checked="" type="checkbox"/> NEW COLORWAYS	8	225	4
112FP	10	255 <input checked="" type="checkbox"/>	13
112FPR NEW COLORWAYS	9	256 NEW COLORWAYS	12
112+	9	256P NEW MODEL	12
112PFP NEW COLORWAYS	10	258 NEW COLORWAYS	3
115	11	326 NEW COLORWAYS	13
134	17	355	3
135	16	632 NEW COLORWAYS	5
137	16	709	14
148	17	810	15
160	14	909	15
169 NEW COLORWAYS	7	PTS20 <input checked="" type="checkbox"/>	6
173	5	PTS30 <input checked="" type="checkbox"/> NEW COLORWAYS	6
220 NEW COLORWAYS	4		

258

5 PANEL CLASSIC ROPE CAP

NEW COLORWAYS

The 258 combines our iconic Mid Pro shape with a classic braided bill rope accent. Crafted with performance polyester and featuring a Stay-Dri sweatband, it promises exceptional fit and comfort on and off the course.

STAY-DRI

STYLE: 5 Panel
PROFILE: Mid Pro
BILL: Precurved
SWEATBAND: Stay-Dri

FABRIC:
Performance Polyester

FIT: Adjustable
CLOSURE: Snapback
SIZE: OSFM

COMPOSITION:
100% Polyester



LIGHT BLUE/WHITE
Sublimated Patch
GF833



355

LASER PERF PERFORMANCE ROPE CAP

The 355's feather-light design, Stay-Dri moisture management, and laser-perforated ventilation makes it the quintessential accessory for a day on the greens, ensuring comfort and style from the first tee to the final putt.

UPF PROTECTION STAY-DRI

STYLE: 5 Panel
PROFILE: Mid Pro
BILL: Precurved
SWEATBAND: Stay-Dri

FABRIC:
Nylon Cotton Blend

FIT: Adjustable
CLOSURE: Snapback
SIZE: OSFM

COMPOSITION:
60% Nylon/40% Cotton



OAT MILK/ELMWOOD-WHITE
Standard Embroidery



225

CASUAL PERFORMANCE LITE

Crafted with our lightest-weight performance fabric, the 225 is a structured performance cap, featuring Stay-Dri technology and a UPF 35 rating to provide essential moisture management and protection on the course.

UPF PROTECTION STAY-DRI

STYLE: 6 Panel
PROFILE: Low Pro
BILL: Precurved
SWEATBAND: Stay-Dri

FABRIC:
 Lite

FIT: Adjustable
CLOSURE: Hook-and-Loop Backstrap
SIZE: OSFM

COMPOSITION:
 100% Polyester



NAVY
 3D Embroidery



220

RELAXED PERFORMANCE LITE

The 220 is an unstructured performance cap that blends casual style with Richardson innovation, featuring UPF 35 protection, Stay-Dri technology, and an adjustable hook-and-loop backstrap with D-ring for a secure fit.

UPF PROTECTION STAY-DRI

STYLE: 6 Panel
PROFILE: Relaxed
BILL: Precurved
SWEATBAND: Stay-Dri

FABRIC:
 Lite

FIT: Adjustable
CLOSURE: Hook-and-Loop Backstrap with D-Ring
SIZE:

SM (6 1/2 - 7)
 MD-LG (7 - 7 1/2)

COMPOSITION:
 100% Polyester



STONE
 Standard Embroidery



[S] = Available in Small size.

632

LASER PERF R-FLEX SNAPBACK

NEW COLORWAYS

A performance take on the classic six-panel Mid Pro baseball cap, the 632's laser-perforated body made from Ignite LT performance fabric and Stay-Dri sweatband keeps the golfer cool and dry.

IGNITE LT R-FLEX STAY-DRI

STYLE: 6 Panel
PROFILE: Mid Pro
BILL: Precurved
SWEATBAND: Stay-Dri

FABRIC:
 Ignite LT

FIT: R-Flex Adjustable
CLOSURE: Snapback
SIZE:
 SM (6 1/2 - 7)
 MD-LG (7 - 7 1/2)

COMPOSITION:
 98% Polyester/2% Spandex



DARK GREEN
 Sublimated Patch w/ Embroidery
 GF836



173

PERFORMANCE TRUCKER

Our Mid Pro 173 has you covered—combining stretch performance polyester with our tried and true Sportmesh, this is the performance trucker your golf game has been waiting for.

R-FLEX STAY-DRI

STYLE: 6 Panel
PROFILE: Mid Pro
BILL: Precurved
SWEATBAND: Stay-Dri

FABRIC:
 Stretch Performance Polyester/
 Sportmesh

FIT: R-Flex Adjustable
CLOSURE: Snapback
SIZE: OSFM

COMPOSITION:
 F: 98% Polyester/2% Spandex
 B: 95% Polyester/5% Spandex



CHARCOAL
 Rubber Patch



PTS30

IGNITE LT R-FLEX

NEW COLORWAYS

Constructed in a Mid Pro shape from our lightest-weight Ignite LT fabric, the PTS30 features laser-vented back panels for maximum comfort and breathability, available in three R-Flex sizes.

IGNITE LT U-FORM R-FLEX STAY-DRI

STYLE: 6 Panel
PROFILE: Mid Pro
BILL: U-Form
SWEATBAND: Stay-Dri
FIT: R-Flex

FABRIC:
 Ignite LT

SIZE:
 YTH [6 3/8 - 6 5/8]
 XS-SM [6 1/2 - 6 3/4]
 SM-MD [7 - 7 1/4]
 LG-XL [7 3/8 - 7 5/8]

COMPOSITION:
 98% Polyester/2% Spandex



GREY
 3D Embroidery



Black [Y]

Charcoal

Grey

White
 NEW

Columbia Blue

Navy [Y]

[Y] Available in Youth size.

PTS20

PULSE R-FLEX

Featuring Pulse fabric with Stay-Dri technology and a U-Form bill that ensures a custom curve to suit every golfer's preference, the PTS20 is engineered for unmatched comfort and performance on the course.

PULSE U-FORM R-FLEX STAY-DRI

STYLE: 6 Panel
PROFILE: Mid Pro
BILL: U-Form
SWEATBAND: Stay-Dri
FIT: R-Flex

FABRIC:
 Pulse

SIZE:
 YTH [6 3/8 - 6 5/8]
 XS-SM [6 1/2 - 6 3/4]
 SM-MD [7 - 7 1/4]
 LG-XL [7 3/8 - 7 5/8]

COMPOSITION:
 98% Polyester/2% Spandex



CHARCOAL
 3D Chain Stitch Embroidery
 (GF919)
 with Back Embroidery



Black [Y]

Charcoal

Grey

White

Columbia Blue

Navy [Y]

[Y] Available in Youth size.

169

7 PANEL PERFORMANCE **NEW COLORWAYS**

The 169 is our style-forward 7 Panel performance cap that is made for the golf course. This Hi Pro cap offers a modern look with water-resistant capabilities, ensuring it maintains its pristine shape.

 **STAY-DRI**

STYLE: 7 Panel
PROFILE: Hi Pro
BILL: Flat
SWEATBAND: Stay-Dri

FABRIC:
Stretch Performance Polyester

FIT: Adjustable
CLOSURE: Snapback
SIZE: OSFM

COMPOSITION:
98% Polyester/2% Spandex



WHITE
Sublimated Patch
GF949



112

TRUCKER **NEW COLORWAYS**

With a design shaped by more than 50 years of cap-making expertise, the 112 continues to be the most popular cap in the USA.

STYLE: 6 Panel
PROFILE: Mid Pro
BILL: Precurved
SWEATBAND: Standard
FIT: Adjustable
CLOSURE: Snapback

SIZE:
 YTH [6 3/8 - 6 5/8]
 SM [6 1/2 - 7]
 MD-LG [7 - 7 1/2]
 LG-XL [7 1/4 - 7 7/8]

FABRIC:
 Cotton-Polyester Twill/
 Trucker Mesh

COMPOSITION:
 F: 60% Cotton/40% Polyester
 B: 100% Polyester



WHITE
 Standard Embroidery with Side Embroidery



[Y] = Available in YTH size. [S] = Available in SM size. [LG-XL] = Available in LG-XL size.

112+

R-FLEX ADJUSTABLE TRUCKER

Featuring a Comfort Stretch sweatband and stretch polyester mesh back, the 112+ is designed for enhanced fit and all-day comfort on the course.



BLACK/GRAPHITE
3D Embroidery

STYLE: 6 Panel
PROFILE: Mid Pro
BILL: Precurved
SWEATBAND: Comfort Stretch

FIT: R-Flex Adjustable
CLOSURE: Snapback
SIZE: OSFM

FABRIC:
Cotton-Polyester Twill/
Stretch Polyester Mesh

COMPOSITION:
F: 60% Cotton/40% Polyester
B: 95% Polyester/5% Spandex



112FPR

FIVE PANEL TRUCKER WITH ROPE

NEW COLORWAYS

The 112 takes on a fresh face with our 112FPR's pinched front design, offering a sharp, peaked look with classic bill rope detailing.



HEATHER GREY/WHITE/WHITE
Woven Patch
GF926

STYLE: 5 Panel
PROFILE: Mid Pro
BILL: Precurved
SWEATBAND: Standard

FIT: Adjustable
CLOSURE: Snapback
SIZE: OSFM

FABRIC:
Cotton-Polyester Twill/
Trucker Mesh

COMPOSITION:
F: 60% Cotton/40% Polyester
B: 100% Polyester



112FP

FIVE PANEL TRUCKER

The 112FP's versatile five-panel construction with a seamless front panel allows more options for customization, tailored for the course.

STYLE: 5 Panel
PROFILE: Mid Pro
BILL: Precurved
SWEATBAND: Standard

FABRIC:
 Cotton-Polyester Twill/
 Trucker Mesh

FIT: Adjustable
CLOSURE: Snapback
SIZE: OSFM

COMPOSITION:
 F: 60% Cotton/40% Polyester
 B: 100% Polyester



NAVY
 3D Embroidery (GF914)
 with Woven Clip Label



112PFP

PRINTED FIVE PANEL TRUCKER

NEW COLORWAYS

Our acclaimed 112 Trucker takes to the outdoors with this printed five-panel iteration, available in a wide variety of camo prints.

STYLE: 5 Panel
PROFILE: Mid Pro
BILL: Precurved
SWEATBAND: Standard

FABRIC:
 Polyester Twill/Trucker Mesh

FIT: Adjustable
CLOSURE: Snapback
SIZE: OSFM

COMPOSITION:
 100% Polyester



BLIZZARD DUCK CAMO/WHITE
 Woven Patch
 GF940



115

LOW PRO TRUCKER

Maintaining the iconic six-panel construction of the 112, the 115 offers a more tailored shape that suits the modern golfer.

STYLE: 6 Panel
PROFILE: Low Pro
BILL: Precurved
SWEATBAND: Standard

FABRIC:
 Cotton-Polyester Twill/
 Trucker Mesh

FIT: Adjustable
CLOSURE: Snapback
SIZE: OSFM

COMPOSITION:
 F: 60% Cotton/40% Polyester
 B: 100% Polyester



NAVY HEATHER/LIGHT GREY
 Woven Patch



256

RETRO ROPE CAP **NEW COLORWAYS**

With its mesh flip-up stay, flat bill, lightweight construction, classic Hi Pro crown, and UPF 50 rating, our 256 offers all the benefits of modern cap design with classic golf vibes.

☒ UPF PROTECTION

STYLE: 5 Panel
PROFILE: Hi Pro
BILL: Flat
SWEATBAND: Standard

FABRIC:
 Performance Cotton Nylon

FIT: Adjustable
CLOSURE: Snapback
SIZE: OSFM

COMPOSITION:
 85% Cotton/15% Nylon



BISCUIT/BLACK
 Standard Embroidery
 GF857



256P

PRINTED RETRO ROPE CAP **NEW MODEL**

It's our beloved 256, now in our proprietary duck camo prints. Featuring a mesh flip-up stay, flat bill, Hi Pro crown, and UPF 50+ rating, this cap is designed for comfort and all-day style.

☒ UPF PROTECTION

STYLE: 5 Panel
PROFILE: Hi Pro
BILL: Flat
SWEATBAND: Standard

FABRIC:
 Polyester Twill

FIT: Adjustable
CLOSURE: Snapback
SIZE: OSFM

COMPOSITION:
 100% Polyester




HARVEST DUCK CAMO/LIGHT BROWN
 Faux Debossed Leather



255

PINCH FRONT STRUCTURED SNAPBACK

The 255 is a contemporary cap with a nod to classic style, perfect for everyday wear on and off the course. Made from a light yet durable blend of cotton and polyester twill, it offers versatility for any occasion.



FLINT GREY
3D Embroidery
GF915

STYLE: 5 Panel
PROFILE: Mid Pro
BILL: Flat
SWEATBAND: Standard

FIT: Adjustable
CLOSURE: Snapback
SIZE:
YTH [6 3/8 - 6 5/8]
MD-LG [7 - 7 1/2]

FABRIC:
Cotton-Polyester Twill

COMPOSITION:
60% Cotton/40% Polyester



Black [Y]

Flint Grey

Heather Grey [Y]

Army Olive

Navy

[Y] Available in Youth size.

326

BRUSHED COTTON TWILL

NEW COLORWAYS

The 326 is our classic, casual cotton dad cap. With a six-panel construction, soft peached cotton twill fabric, and an adjustable cloth hideaway backstrap, it's ideal for those relaxed afternoons on the course.



NAVY
Genuine Debossed Leather

STYLE: 6 Panel
PROFILE: Relaxed
BILL: Precurved
SWEATBAND: Standard

FIT: Adjustable
CLOSURE: Cloth Hideaway
Backstrap
SIZE: OSFM

FABRIC:
Peached Cotton Twill

COMPOSITION:
100% Cotton



Black

Charcoal

Grey

White

Red

Maroon

Pink
NEW

Coral

Stone

Dark Khaki

Mustard

Olive
NEW

Army Green

Hemlock

Powder Blue

Royal

Navy

160

LITE PERFORMANCE VISOR

Whether heading out on a run or hitting the links mid-day, you can count on the 160 to protect your eyes from the sun, featuring our lightest-weight performance fabric with Stay-Dri technology to wick away sweat.

 STAY-DRI

STYLE: Visor

BILL: Precurved

SWEATBAND: Stay-Dri

FABRIC:

Lite

FIT: Adjustable

CLOSURE: Hook-and-Loop

Backstrap with D-Ring

SIZE: OSFM

COMPOSITION:

100% Polyester



WHITE
Standard Embroidery



Black

Charcoal

White

Stone

Navy

709

IGNITE LT VISOR

The lightweight, versatile, and breathable 709 is right at home on the course, made of our Ignite LT performance fabric, featuring a 2" front panel, Stay-Dri sweatband, and adjustable micro hook-and-loop backstrap with D-ring.

 IGNITE LT  STAY-DRI

STYLE: Visor

BILL: Precurved

SWEATBAND: Stay-Dri

FABRIC:

Ignite LT

FIT: Adjustable

CLOSURE: Micro Hook-and-Loop

Backstrap with D-Ring

SIZE: OSFM

COMPOSITION:

98% Polyester/2% Spandex



WHITE
Standard Embroidery



Black

Charcoal

Grey

White

Navy

810

LITE UNSTRUCTURED BRIM HAT

Our 810 is designed for the outdoors. Lite performance fabric features Stay-Dri technology to keep the wearer dry and UPF 35 for sun protection, while a toggle-fastened bungee saves you any chasing in the event of windy weather.

 UPF PROTECTION  STAY-DRI

STYLE: Brimmed
SWEATBAND: Stay-Dri

FIT: Adjustable
CLOSURE: Bungee with Toggle
SIZE: OSFM

FABRIC:
Lite

COMPOSITION:
100% Polyester



WHITE
Sublimated Patch
GF883



Black

Charcoal

White

Stone

Slate

Navy

909

PERFORMANCE STRUCTURED BRIM HAT

Lightweight and water-repellent, the 909 is made for all the elements a golf course has to offer. With a wide 3" structured brim, UPF protection, and nylon construction, it's the ultimate sun-ready hat.

 UPF PROTECTION  STAY-DRI

STYLE: Brimmed
SWEATBAND: Stay-Dri
FIT: Adjustable

CLOSURE: Drawcord
SIZE:
SM-MD (7 - 7 1/4)
LG-XL (7 3/8 - 7 5/8)

FABRIC:
Performance Nylon

COMPOSITION:
100% Nylon



CHARCOAL/BLACK
Woven Patch



Charcoal/Black

White/Charcoal

Moss/Charcoal

135

SHORT POM BEANIE

Classic beanie style meets cold weather golf in our 135. A shorter profile riff on our original striped pom beanie, it's constructed from the same 100% lightweight acrylic yarn, featuring a top pom and ribbed cuff.

STYLE: Beanie

FABRIC:

Acrylic Yarn

SIZE: OSFM

COMPOSITION:

100% Acrylic



Black/Neon Pink/
Neon Blue



Heather Charcoal/Red



Sand/Tan/Sand



Tan/Dark Green/
Deep Red



Heather Red/Grey



Heather Olive/
Dark Olive



Heather Royal/Grey



Heather Navy/Grey



SAND/TAN/SAND

Genuine Etched Leather Clip Label

137

HEATHERED BEANIE WITH CUFF

Our 137's 100% acrylic, four-seam construction is lightweight and stretchable without sacrificing warmth. And the low-profile knit creates a cozy, comfortable wool-like feel ideal for 18 holes of wear.

STYLE: Beanie

FABRIC:

Acrylic Yarn

SIZE: OSFM

COMPOSITION:

100% Acrylic



Heather Black



Heather Gun Metal



Heather Grey



Heather Oatmeal



Heather Red



Heather Loden



Heather Royal



Heather Navy



HEATHER NAVY

Standard Embroidery with Woven Clip Label

134

STRIPED BEANIE WITH CUFF & POM

100% lightweight acrylic construction gives this beanie a soft and warm feel. The extra-wide solid-color cuff offers plenty of space for decoration, while the three-stripe design with pom adds pops of complementary color to this classic beanie style.

STYLE: Beanie

SIZE: OSFM

FABRIC:
Acrylic Yarn

COMPOSITION:
100% Acrylic



Black/Grey/White



Black/Red/White



Black/Gold/White



Maroon/Black/White



Cardinal/Black/White



Red/Black/White



Dark Green/Black/White



Royal/Black/White



Navy/Grey/White



Navy/Red/White



Navy/Columbia Blue/
White



Purple/Black/White



NAVY/RED/WHITE
Woven Patch

148

HEATHER BEANIE WITH CUFF & POM

The lightweight, 100% acrylic construction of the 148 is soft and warm. The tall, ribbed cuff provides 360° of placement space for custom decoration, while the multi-color pom adds a fun pop of flair to this contemporary style.

STYLE: Beanie

SIZE: OSFM

FABRIC:
Acrylic Yarn

COMPOSITION:
100% Acrylic



Grey/White/Black



Grey/Red/Black



Grey/Gold/Black



Grey/Kelly/Black



Grey/Columbia Blue/
Black



Grey/Royal/Black



GREY/WHITE/BLACK
Sublimated Patch w/ Embroidery
GF836

DECORATION TYPES

All Richardson caps are steamed after embellishment through a process called Blocking—ensuring your caps have the perfect shape and are “shelf ready” upon delivery.



EMBROIDERY

Our best-in-class embroidery provides a classic and precise finish.

FEATURED: GF857



3D EMBROIDERY

Our state-of-the-art 3D embroidery helps your logo stand out.



3D CHAIN STITCH EMBROIDERY

This modern option provides dimension and texture to text or numbers.

FEATURED: GF919



EMBROIDERED PATCH

This patch option provides a timeless, retro look with bold flair.

FEATURED: GF920

MOST POPULAR



WOVEN PATCH

Classic and sophisticated, this patch type is our top-seller.

FEATURED: GF926



WOVEN LABEL

Woven Labels provide a refined look on unstructured caps and light fabrics.

FEATURED: OD099



SUBLIMATED PATCH

This patch is ideal for reproducing multi-color, complex logos.

FEATURED: GF949



RUBBER PATCH

This bold and tactile patch adds depth and detail to your design.



SILICONE TRANSFER

This durable decoration provides a crisp-and-modern look.



SUBLIMATED PATCH W/ EMBROIDERY

Combine any patterned background with a classic Embroidered logo.

FEATURED: GF836



WOVEN PATCH W/ EMBROIDERY

Pair a subtle, sophisticated backdrop with an Embroidered logo.

FEATURED: GF827



ETCHED LEATHER

Available in genuine or faux colors, etched leather provides a casual look.

FEATURED: GF946



DEBOSSED LEATHER

An upscale leather option that looks great on a wide variety of caps.



WOVEN CLIP LABEL

A great addition to the back of a cap or to the cuff of a winter knit.



ETCHED LEATHER CLIP LABEL

This option gives a rich, custom look to any cap or beanie.



SIDE/BACK EMBROIDERY

Add more personalization to your cap with side and/or back embroidery.

CLASSIC WOVEN PATCH OPTIONS

Keep it clean, keep it simple—pick a shape, then add your club logo and colors.




GF001



GF002



GF003



GF004



GF005



GF006




GF007




GF008



GF009



GF010



GF011



GF012



GF013



GF014



GF015




GF016



GF017



GF018



GF019



GF020

DESIGN CONCEPTS

Pick a patch across our vast selection of design concepts, personalize it your way, and pick your colors.



Southern Hills
est. 1936

GF905 | Standard Embroidery

Fenway Golf Club

GF833 | Standard Embroidery

Essex Fells
C.C.

GF860 | Standard Embroidery

CABOT
Citrus Farms

GF906 | Standard Embroidery

Olympia Fields
19 C.C. 15

GF857 | Standard Embroidery

THE
Country
CLUB

GF834 | Standard Embroidery

Southern Hills
Country Club
Tulsa, OK

GF907 | Standard Embroidery



GF908 | 3D Embroidery

RETRO THROWBACK

FIRCREST
1923
GOLF CLUB

GF909 | Standard Embroidery

PORTLAND GOLF CLUB
PORTLAND, OR

GF910 | Standard Embroidery

OREGON COAST
SALISHAN
GOLF LINKS

GF911 | Standard Embroidery

THE
INVITATIONAL

GF912 | Standard Embroidery

Plainfield

GF913 | 3D Embroidery

TEXAS OPEN

GF914 | 3D Embroidery

BEVERLY

GF915 | 3D Embroidery

1899

GF916 | 3D Chain Stitch Embroidery

THE
GATES

GF917 | 3D Chain Stitch Embroidery

HOLLIDAY

GF918 | 3D Chain Stitch Embroidery

SHGC

GF919 | 3D Chain Stitch Embroidery



GF920 | Embroidered Patch



GF921 | Embroidered Patch



GF922 | Embroidered Patch



GF923 | Embroidered Patch



GF924 | Embroidered Patch



GF925 | Embroidered Patch



GF926 | Woven Patch



GF927 | Woven Patch




GF928 | Woven Patch



GF929 | Woven Patch



GF848 | Woven Patch



GF930 | Woven Patch



GF931 | Woven Patch



GF932 | Woven Patch



GF841 | Woven Patch




GF933 | Woven Patch



GF850 | Woven Patch



GF934 | Woven Patch



GF935 | Woven Patch



GF936 | Woven Patch



GF937 | Woven Patch



GF938 | Woven Patch



GF939 | Rubber Patch



GF940 | Woven Patch



GF941 | Rubber Patch




GF942 | Rubber Patch



GF824 | Rubber Patch



GF943 | Rubber Patch



GF944 | Rubber Patch



GF945 | Rubber Patch




GF840 | Debossed Leather



GF946 | Thick Genuine Leather



GF947 | Faux Etched Bamboo



GF881 | Faux Etched Bamboo



GF853 | Debossed Leather



GF838 | Debossed Leather



GF869 | Sublimated Patch



GF887 | Sublimated Patch



GF883 | Sublimated Patch



GF884 | Sublimated Patch




GF948 | Sublimated Patch




GF949 | Sublimated Patch



GF950 | Sublimated Patch



OD260 | Sublimated Patch



GF836 | Sublimated Patch w/ Emb.



GF951 | Sublimated Patch



GF287 | Woven Patch w/ Emb.



GF952 | Woven Patch w/ Emb.



GF953 | Woven Patch



GF954 | Woven Patch



GF955 | Woven Patch



GF956 | Woven Patch



GF957 | Woven Patch



GF958 | Embroidered Patch



GF959 | Woven Patch w/ Emb.



GF960 | Rubber Patch



GF961 | Rubber Patch



GF962 | Domed Rubber Patch



GF963 | Standard Embroidery



GF964 | 3D Embroidery




GF965 | 3D Chain Stitch Embroidery



GF966 | Debossed Leather



GF967 | Etched Leather



GF968 | Etched Leather



GF969 | Woven Label



GF970 | Woven Label



GF971 | Woven Label



GF972 | Woven Label



GF973 | Silicone Transfer



GF974 | Poly Press



GF975 | Poly Press



GF976 | Sublimated Patch



GF977 | Sublimated Patch



RICHARDSON

Wear the Best